



IUCN PROGRAMME

2021 - 2024

IN NUMBERS

# INTRODUCTION

This report is an account of the activities conducted and results achieved by IUCN over the past years. These activities delivered through the portfolio are part of IUCN's mandate to influence, encourage and assist societies to conserve the integrity and diversity of nature and ensure that any use of natural resources is equitable and ecologically sustainable.

This report demonstrates the multifaceted nature of projects and how they deliver against the 2021-2024 IUCN Programme Impact Targets. In reading this document, it is important to keep in mind that a single project can deliver on more than one Impact Target.

Throughout the data collection and reporting efforts, the following definitions were consistently applied for clarity and accuracy.

**Regulatory frameworks:** This term refers to a range of structured policies, laws, governance mechanism, systems, frameworks, and agreements designed to guide, regulate, or manage public or organisational affairs at various levels, including local, sub-national, national, regional, global, and corporate.

**Operational frameworks:** This term refers to a range of products and mechanisms that facilitate the implementation of conservation actions, e.g: strategy, action plan & guideline, etc.

**Science and knowledge products:** This term encompasses a wide range of outputs and materials that significantly contribute to the field of science and the dissemination of knowledge.

**Ecosystems and species protection, management, conservation and restoration:** This term refers to a range of activities aimed at safeguarding, sustaining, and restoring the health and functioning of species and natural ecosystems.

**Capacity strengthening of individuals:** This term refers to activities that empower individuals with the knowledge, skills, resources, and support necessary to effectively engage in environmental conservation, management, and decision-making processes.

**Direct recipients and right-holders:** This term refers to individuals or organisations who are immediately and positively impacted by the project's activities. They are the primary targets of the project and receive the benefits directly.

## Disclaimer on information accuracy and reliability

The data and information in this document are derived directly from our project activities, which are conducted in strict adherence to donor requirements and accountability standards. The information is provided by project managers around the world and reflects the state of the portfolio at the end of the 2023 calendar year.

# 2021-2024 IUCN PROGRAMME PORTFOLIO

## Overview

### Operations by Programme Area

#### PEOPLE

**20%** | addressed pervasive injustice, inequality and unsustainable use of nature undermining the prospects for human prosperity and nature conservation.

#### LAND

**40%** | focused on stabilizing the status of biodiversity across intact, production and urban landscapes.

#### WATER

**12%** | supported freshwater systems to sustain biodiversity and human needs.

#### OCEANS

**16%** | contributed to maintaining a healthy ocean to support nature and for future generations.

#### CLIMATE

**12%** | implemented ambitious measures to mitigate climate change and enables effective adaptation in a changing world.

### Operations by type

#### REGULATORY FRAMEWORK

**325** | **14%** Focused on establishing or improving policies (incl. legal frameworks and governance mechanisms) at various levels.

#### SCIENCE AND KNOWLEDGE

**625** | **27%** Significantly contributed to the field of science and the dissemination of knowledge.

#### OPERATIONAL FRAMEWORKS

**485** | **21%** Produced a range of products and mechanisms that facilitate the implementation of conservation actions

#### SPECIES AND ECOSYSTEMS PROTECTION, MANAGEMENT, CONSERVATION AND/OR RESTORATION

**240** | **11%** Aimed at safeguarding, sustaining, and restoring the health and functioning of species and natural ecosystems.

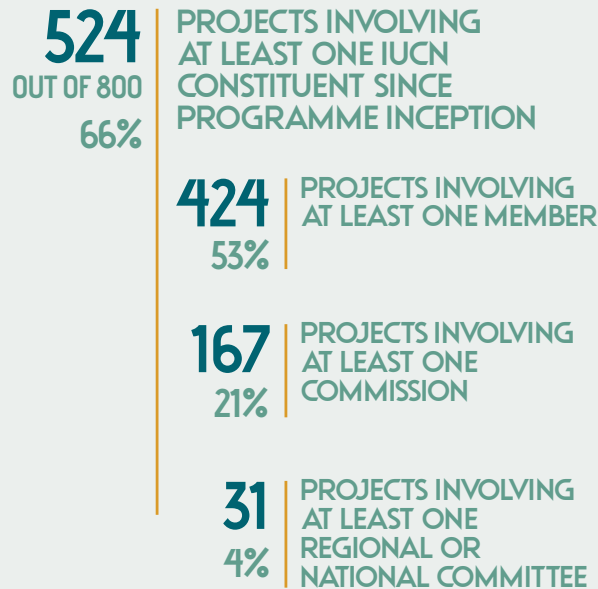
#### CAPACITY STRENGTHENING

**610** | **27%** Empowered conservation actors with the knowledge, skills, resources, and support necessary to effectively engage in environmental conservation, management, and decision-making processes.

# 2021-2024 IUCN PROGRAMME PORTFOLIO

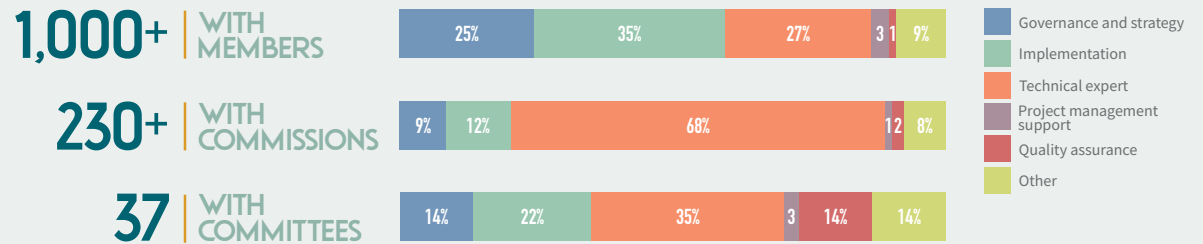
## Members and partners engagement

### IUCN Constituents



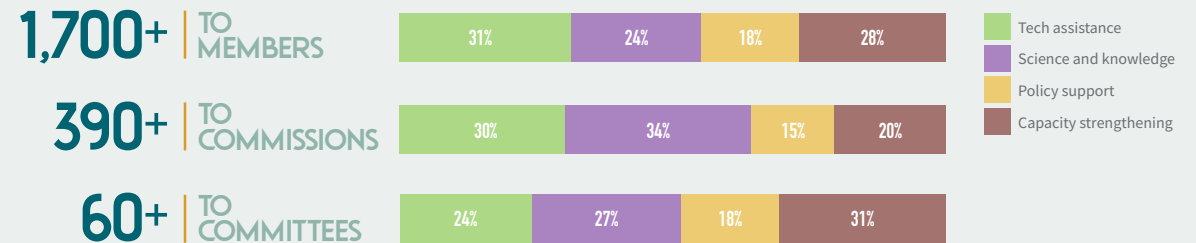
#### Main delivery role

**1,273** PARTNERSHIPS CREATED WITH IUCN CONSTITUENTS OVER THE PROGRAMME PERIOD  
(BY MAIN DELIVERY ROLE PLAYED)



#### Benefit type

**2,175** BENEFITS RECEIVED BY IUCN CONSTITUENTS OVER THE PROGRAMME PERIOD  
(BY BENEFIT TYPE)



# 2021-2024 IUCN PROGRAMME PORTFOLIO

## Members and partners engagement

### Partners (Non-IUCN Constituents)

**374** PROJECTS INVOLVING AT LEAST ONE PARTNER  
 OUT OF 800  
 47%

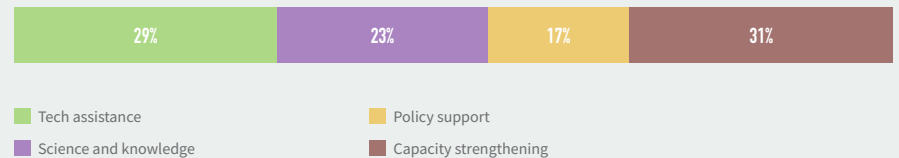
#### Main delivery role

**1,229** PARTNERSHIPS CREATED WITH NON-IUCN CONSTITUENTS OVER THE PROGRAMME PERIOD (BY MAIN DELIVERY ROLE PLAYED)



#### Benefit type

**2,373** BENEFITS RECEIVED BY NON-IUCN CONSTITUENTS OVER THE PROGRAMME PERIOD (BY BENEFIT TYPE)



# 2021-2024 IUCN PROGRAMME PORTFOLIO

## Results

Direct recipients and rights-holders

**7.2M** | DIRECT RECIPIENTS AND RIGHTS-HOLDERS (PERSONS)

**16K** | DIRECT RECIPIENTS AND RIGHTS-HOLDERS (ORGANISATIONS)



Capacity strengthening of individuals

**4,500+** | TRAININGS PROVIDED IN 2023




**12,800** | TRAININGS PROVIDED OVER THE PROGRAMME PERIOD



**269K** | PERSONS TRAINED IN 2023



**597K** | PERSONS TRAINED OVER THE PROGRAMME PERIOD



# 2021-2024 IUCN PROGRAMME PORTFOLIO

## Results



### Species and ecosystems protection, management, conservation and/or restoration

**7M+** | HECTARES WITH IMPROVED PROTECTION, MANAGEMENT AND/OR CONSERVATION PRACTICES IN 2023



**14.6M** | HECTARES WITH IMPROVED PROTECTION, MANAGEMENT AND/OR CONSERVATION PRACTICES OVER THE PROGRAMME PERIOD



**3.2M** | HECTARES UNDER RESTORATION IN 2023



**4M** | HECTARES UNDER RESTORATION OVER THE PROGRAMME PERIOD





# 2021-2024 IUCN PROGRAMME PORTFOLIO

## Results



### Regulatory frameworks

**250+** | NUMBER OF REGULATORY FRAMEWORKS CREATED OR IMPROVED IN 2023



**750** | NUMBER OF REGULATORY FRAMEWORKS CREATED OR IMPROVED OVER THE PROGRAMME PERIOD



**150** | NUMBER OF REGULATORY FRAMEWORKS IMPLEMENTED IN 2023

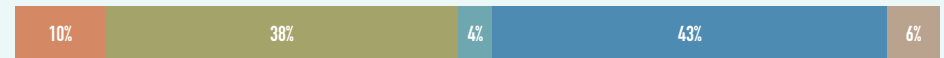


**500+** | NUMBER OF REGULATORY FRAMEWORKS IMPLEMENTED OVER THE PROGRAMME PERIOD




### Science and knowledge

**1,000+** | SCIENCE AND KNOWLEDGE PRODUCTS IN 2023



**5,150** | SCIENCE AND KNOWLEDGE PRODUCTS OVER THE PROGRAMME PERIOD





# 2021-2024 IUCN PROGRAMME PORTFOLIO

## Results



### Operational frameworks

**350** | NUMBER OF OPERATIONAL FRAMEWORKS  
CREATED OR IMPROVED IN 2023



**1,100** | NUMBER OF OPERATIONAL FRAMEWORKS  
CREATED OR IMPROVED OVER THE  
PROGRAMME PERIOD





**INTERNATIONAL UNION  
FOR CONSERVATION OF NATURE**

WORLD HEADQUARTERS  
Rue Mauverney 28  
1196 Gland, Switzerland  
[www.iucn.org](http://www.iucn.org)  
[www.iucn.org/resources/publications](http://www.iucn.org/resources/publications)

